




For The Ultimate Shearing Plant has  
**EVO**lved a **QUICK HANG PLATE**

**TRURO**  
SHEAR GEAR



**Code No. 16290**




Locking Pin




Solid – Stable Location Pin

Reduces Vibration & Movement



25 Moorundie St. TRURO SA. 08 8564 0214  
[sales@truroagencies.com.au](mailto:sales@truroagencies.com.au): [www.truroagencies.com.au](http://www.truroagencies.com.au)

**TRURO**  
SHEAR GEAR



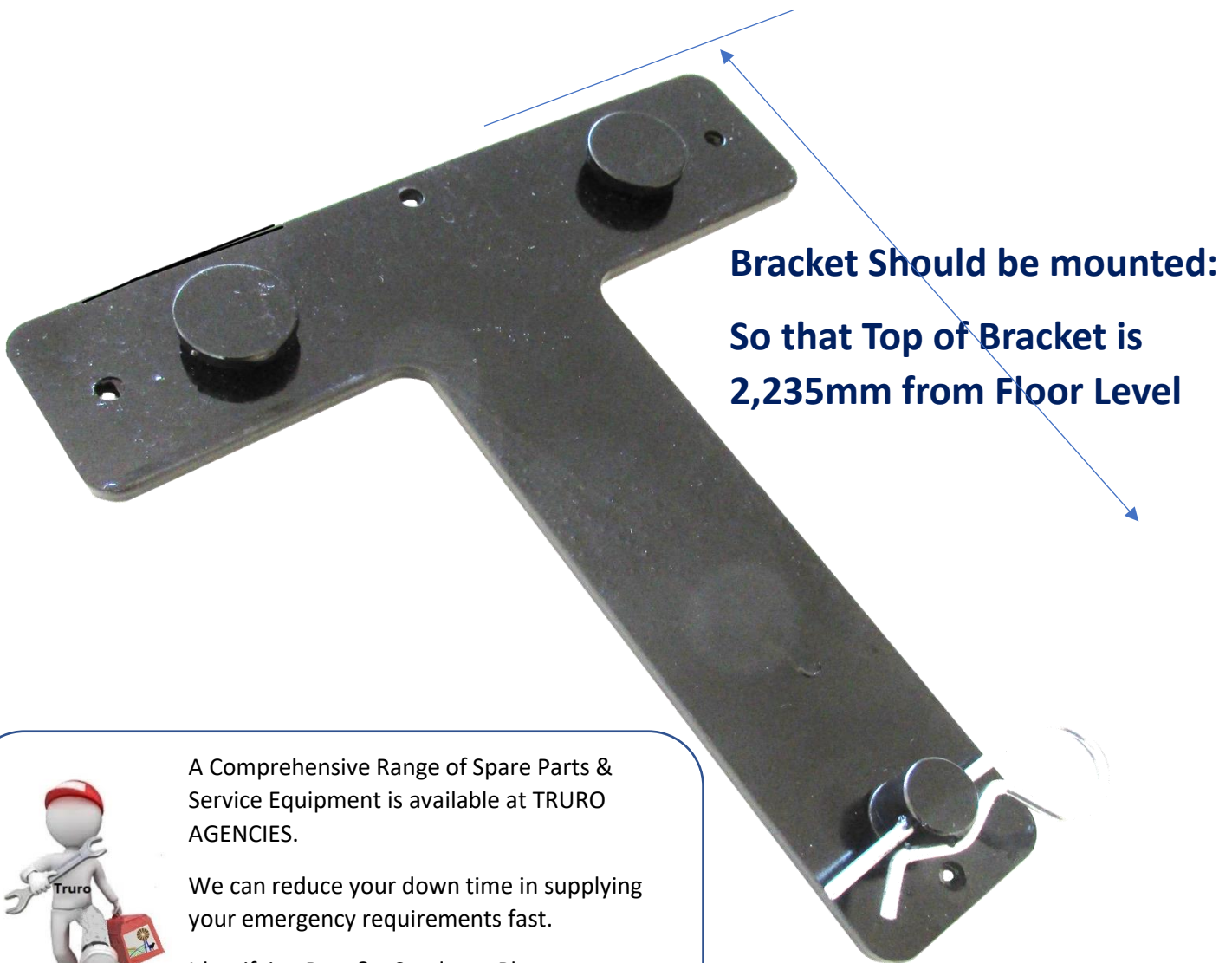
# Quick Hang Plate Mounting.

## Suit EVO Shearing Plant

### Mounting Instructions

Fasten Securely to Solid Wall or Beam –

4 x 10mm Holes are drilled in the plate – 3 Across Top: 1 @ bottom.



**Bracket Should be mounted:  
So that Top of Bracket is  
2,235mm from Floor Level**



A Comprehensive Range of Spare Parts & Service Equipment is available at TRURO AGENCIES.

We can reduce your down time in supplying your emergency requirements fast.

Identifying Parts? – Send us a Photo...  
[sales@truroagencies.com.au](mailto:sales@truroagencies.com.au)

Ensure Locking Clip is secure before use.



25 Moorundie St. TRURO SA. 08 8564 0214  
[sales@truroagencies.com.au](mailto:sales@truroagencies.com.au)