

Portable Yards to suit your Budget

Prattley



KEY FEATURES

- ❖ Easy transported
- ❖ Easy to Assemble
- ❖ One Person Operation
- ❖ Light Weight
- ❖ Hot Dipped Galvanised
- ❖ Strong
- ❖ Affordable

- Prattley's mobile sheep yards can be easily transported, assembled and operated, by one person.
- The mobile sheep yard is versatile and can be taken anywhere on the farm for on-the-spot drenching, crutching, mousing, tagging, docking and fly strike and any general animal treatment.
- The mobile unit allows the operator to utilise the direction of sunlight and wind to ensure a natural stock flow through the yard.
- This gives practical results such as faster animal flow, saved time and travel, reduced fuel and labour costs, lower risk of infection from dusty tracks, less stress on the animal etc, therefore maximising farm management.

8' Intermediate Yard

INCLUDES:

- S0800 Mobile Unit with Drop-in Gate, Drafting Gate, Winch, Drawbar, Gate Support Arms, Straps and Wheels, (holds up to 16 gates)
- S20500 - 7' x 36" Alloy Gate (supplied separately)
- Motorbike Wheels for suspension
- Complete Yard System
- Handling Race panels fit inside race



10' Standard Yard

INCLUDES:

- S01000 Mobile Unit with Drop-in Gate, Drafting Gate, Winch, Drawbar, Gate Support Arms, Straps, Wheels and Toolbox
- S20500 - 7' x 36" Alloy Gate x 15 as standard (yard can hold up to 24 gates)
- S20000 - 3' x 36" Alloy Gate x 2
- S23700 - L Post x 3
- Yard holding capacity approximately 200 ewes with existing fence
- Versatile - for on-the-spot animal treatment
- Fully removable drawbar, winch and wheel arms
- Standard 13" wheels

OPTIONS

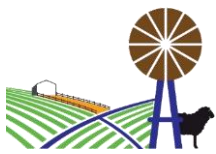
- Single lane, two-section handling race



25 Moorundie St. TRURO SA. 08 8564 0214

sales@truroagencies.com.au : www.truroagencies.com.au

TRURO
AGENCIES



Portable Yards to suit your Budget

JACKAROO PORTABLE SHEEP YARDS

Jackaroo is our economy 6 bar range of portable sheep yard panels, using 25 x 25 high tensile first grade Australian steel.

Ideal for lambing ewes, lamb marking, remote areas, loading and unloading and more.

Quick to assemble and pack up, easy to transport on customised trailer or your own vehicle.



ARROWQUIP



SHEEP YARDS PANELS




KEY FEATURES

- ❖ 1m to 4m
- ❖ Bar
- ❖ Sheeted

While many manufacturers have off the shelf Panel Products, you may have a special requirement – to suit your needs.

TRURO AGENCIES are happy to take your enquiry and find suitable solutions



25 Moorundie St. TRURO SA. 08 8564 0214
sales@truroagencies.com.au : www.truroagencies.com.au

TRURO

AGENCIES