



Shearing Shed Equipment & Fit Outs






Truro Agencies is a Family owned second generation business based on Rural & Farm Supplies. Over many years a strong Customer Base has been built on the business' focus of supply, installation & service of Wool Shearing & Pressing equipment in an area that stretches far outside a normal local customer base.

It would be fair to say that the Business's reputation covers much of the Wool Producing Areas across South Eastern Australia.

This base is now being reinforced by introducing Sales & Service of Sheep Handling Equipment, Yards, Weighing Equipment & ancillary supplies of Fencing & industry related accessories.

At home , Truro Agencies services The Local Rural Community, with a wide range of Rural & Hardware based product through the Shop Front at 25 Moorundie Street, Truro.

The Service Workshop at the same address, facilitates all pre-delivery of equipment, carries out minor warranty work & repairs for the Woolpress business plus associated work on small motors, Chainsaws; Ride on Mowers and other associated farm equipment. The Workshop also assembles new Animal Feeders ready for delivery.



**25 Moorundie Street,
TRURO SA.**

Ph. 08 8564 0214

www.truroagencies.com.au

Email: orders@truroagencies.com.au





Shearing Shed Equipment

Our aim is to give the producer exactly what is required. We are not locked into any one system & can therefore present all the options best suited to your situation.

We will work with you to supply exactly what is needed and we can combine the resources of Manufacturers with the very best equipment.

Combining the recourses of world wide leaders in animal handling & movement.





TRURO

SHEAR GEAR

Shearing Shed Equipment

- Renowned TPW reliability, the preferred wool press of shearing contractors

- Cycle time of 12-16 seconds in high yielding wool to 200kg.

- Safety screen guard complete with automatic return


- Swift pack locking system - the fastest on the market.

Capable of pressing 90 bales of wool a day, the TPW Xpress Wool press handles a 10 stand shed with ease.

The unique automatic side pinning results in bales being compact, square and contamination free while the powerful yet quiet single hydraulic cylinder ensures more wool is pressed into fewer bales.

Compliant with rigorous WorkSafe safety standards, the TPW Xpress ticks all the boxes when it comes to shearing shed safety, reliability and performance.





TRURO

SHEAR GEAR

Shearing Shed Equipment

EVO 3 SPEED SHEARING PLANT

Heiniger


The **Safety award winning EVO** has improved yet again. The new quick clamp allows for a smoother running shearing plant that is more reliable than ever, plus an advanced high-grade motor for a 30% cooler running temperature.

- **Safety First**
- **Advanced electronic safety switch.**
- **Unique electrical downtube insulation technology.**
- **Lightweight – 14kgs including down tube.**
- **Soft Start – increasing Hand Piece Life.**
- **Strong Durable Motor.**
- **Quiet & Smooth running.**
- **Robust Glass Fibre reinforced housing.**
- **3 Speed settings – 3500; 3200; & 2700rpm.**





Shearing Shed Equipment



Quiet, fast, safe, reliable and easy to use.

Power -matic 'S' (safety) model



Designed and constructed in Ballarat by a team with over 45 years experience in the industry.

Macbro know woolpresses and their presses are built to last




Shearing Shed Fit Outs



Commander Ag-Quip specialises in Australian made, custom-built shearing shed fit-outs for Australian wool producers. With over 30 years of experience in the industry, the high-quality prefabricated components, combined with a wealth of knowledge around stock behaviour and flow, ensures we provide a complete solution for your new shearing shed project.

Maximising efficiency of your sheep handling





Shearing Shed Modules



The Commander Ag-Quip shearing module has been designed and fine-tuned over the years to provide an innovative, efficient, and cost-effective solution for your next shearing shed fit out project. The fully constructed modular design offers flexibility in a number of circumstances and requires minimal on-site installation. The fixed galvanised steel frame enables the modules to be used as a semi-permanent structure, maximising the usefulness of your infrastructure.





Shearing Shed Modules



- The Commander Ag-Quip Shearing Modules have many advantageous features, including:
- Australian Made product using 100% Australian materials, ensuring quality and durability.
- Fully customisable to suit your unique requirements or existing infrastructure.
- A raised Jarrah timber shearing board & sloped catching pen.
- Plastic grating holding pen for reduced noise.
- Wide recessed down chutes for ease of releasing sheep.
- Large shearers shelf for storage.
- A back support arm for shearers to hang their harness from.
- Modules are ideal for fitting out a new or existing vacant shed to transform it into a modern shearing facility.
- Slide-swing gates & oval rail steel panels in pens.
- Sheep access the raised grating with a purpose built ramp.
- Can be used as a permanent or semi-permanent structure.





Contact us

25 Moorundie Street,
TRURO. SA. 5353

- Phone: 08 8564 0214
- Fax: 08 8564 0018
- Email: sales@truroagencies.com.au